

*THIS DIMENSION IS .750 WHEN "A" AND "B" ARE 24 x 24 AND OVER

**THIS DIMENSION IS 1.250 WHEN "A" AND "B" ARE 24 x 24 AND OVER



Screw Cover Boxes

Catalog Number	Bundle Quantity	Bundle Weight	Enclosure Size (AxBxC)	Knockout Pattern Sides "A"	Knockout Pattern Sides "B"	Catalog Number	Bundle Quantity	Bundle Weight	Enclosure Size (AxBxC)	Knockout Pattern (A) Sides "A"	Knockout Pattern (B) Sides "B"
AB-444SB	5	10	4x4x4	A	A	AB-48366SB	1	140.5	48x36x6	NA	NA
AB-644SB	5	10	6x4x4	B	B	AB-48486SB	1	206	48x48x6	NA	NA
AB-664SB	5	15	6x6x4	B	B						
AB-864SB	5	20	8x6x4	B	B	AB-888SB	1	7	8x8x8	B	B
AB-1064SB	5	22.5	10x6x4	B	B	AB-10108SB	1	9.5	10x10x8	B	B
AB-1264SB	5	25	12x6x4	C	B	AB-12128SB	1	12	12x12x8	C	C
AB-884SB	5	25	8x8x4	B	B	AB-15128SB	1	15	15x12x8	C	C
AB-1084SB	5	25	10x8x4	B	B	AB-18128SB	1	17	18x12x8	D	C
AB-1284SB	5	32.5	12x8x4	C	B	AB-24128SB	1	21	24x12x8	D	C
AB-10104SB	5	35	10x10x4	B	B	AB-15158SB	1	17	15x15x8	C	C
AB-12104SB	5	40	12x10x4	C	B	AB-18158SB	1	20	18x15x8	D	C
AB-12124SB	5	45	12x12x4	C	C	AB-18188SB	1	22.5	18x18x8	D	D
AB-15124SB	1	11	15x12x4	C	C	AB-24188SB	1	28	24x18x8	D	D
AB-18124SB	1	13	18x12x4	D	C	AB-24248SB	1	39.5	24x24x8	D	D
AB-24124SB	1	15	24x12x4	D	C	AB-30248SB	1	47.5	30x24x8	D	D
AB-15154SB	1	14	15x15x4	C	C	AB-36248SB	1	61	36x24x8	D	D
AB-18154SB	1	16	18x15x4	D	C	AB-48248SB	1	79	48x24x8	D	D
AB-18184SB	1	17	18x18x4	D	D	AB-30308SB	1	75	30x30x8	NA	NA
AB-24184SB	1	23	24x18x4	D	D	AB-36308SB	1	87	36x30x8	NA	NA
AB-24244SB	1	35	24x24x4	D	D	AB-36368SB	1	101.5	36x36x8	NA	NA
AB-30244SB	1	43	30x24x4	D	D	AB-48368SB	1	151	48x36x8	NA	NA
AB-36244SB	1	51	36x24x4	D	D	AB-48488SB	1	220	48x48x8	NA	NA
AB-666SB	5	20	6x6x6	A	A	AB-121210SB	1	14	12x12x10	C	C
AB-866SB	5	25	8x6x6	B	B	AB-181210SB	1	19	18x12x10	D	C
AB-1266SB	5	35	12x6x6	C	B	AB-181810SB	1	25	18x18x10	D	D
AB-886SB	5	30	8x8x6	B	B	AB-241810SB	1	31.5	24x18x10	D	D
AB-1086SB	5	35	10x8x6	B	B	AB-242410SB	1	43.5	24x24x10	D	D
AB-1286SB	5	40	12x8x6	C	B	AB-362410SB	1	67	36x24x10	D	D
AB-10106SB	5	45	10x10x6	B	B	AB-303010SB	1	81	30x30x10	NA	NA
AB-12106SB	5	45	12x10x6	C	B	AB-363010SB	1	94	36x30x10	NA	NA
AB-12126SB	5	55	12x12x6	C	C	AB-363610SB	1	109	36x36x10	NA	NA
AB-15126SB	1	13	15x12x6	C	C	AB-483610SB	1	161.5	48x36x10	NA	NA
AB-18126SB	1	15	18x12x6	D	C	AB-484810SB	1	234	48x48x10	NA	NA
AB-24126SB	1	21	24x12x6	D	C						
AB-15156SB	1	16	15x15x6	C	C	AB-121212SB	1	16	12x12x12	C	C
AB-18156SB	1	17	18x15x6	D	C	AB-181212SB	1	21	18x12x12	D	C
AB-18186SB	1	20	18x18x6	D	D	AB-241212SB	1	26.5	24x12x12	D	C
AB-24186SB	1	25	24x18x6	D	D	AB-181812SB	1	28	18x18x12	D	D
AB-24246SB	1	36	24x24x6	D	D	AB-241812SB	1	34.5	24x18x12	D	D
AB-30246SB	1	43	30x24x6	D	D	AB-242412SB	1	47.5	24x24x12	D	D
AB-36246SB	1	56	36x24x6	D	D	AB-362412SB	1	72	36x24x12	D	D
AB-48246SB	1	72	48x24x6	D	D	AB-303012SB	1	88	30x30x12	NA	NA
AB-30306SB	1	68	30x30x6	NA	NA	AB-363612SB	1	117	36x36x12	NA	NA
AB-36306SB	1	80	36x30x6	NA	NA	AB-483612SB	1	172	48x36x12	NA	NA
AB-36366SB	1	94	36x36x6	NA	NA	AB-484812SB	1	247.5	48x48x12	NA	NA

NOTE:
Replace "SB" Suffix with: SBK: Screw Cover w/KO's
SBGK: Screw Cover Gray w/KO's
SBG: Screw Cover Gray

TYPE 1 SCREW COVER BOXES



Austin screw cover boxes are Underwriters Laboratories Listed for Junction and Pull box applications. All screw cover boxes meet the general-purpose indoor requirements.

Construction:

- Fabricated in accordance with UL specifications from code gauge steel.
- Boxes are furnished with or without knockouts. If knockouts are requested, a combination of 1/2"- 3/4" and 3/4"- 1" standard conduit sizes are furnished.
- Boxes under 48"x 36" have 5/16" mounted holes.
- Boxes 48"x 36" and over have 7/16" mounted

Finish:

Austin screw cover boxes are constructed standard in galvanized steel. An ANSI 61 gray polyester powder coating over CRS is available on request.

Options:

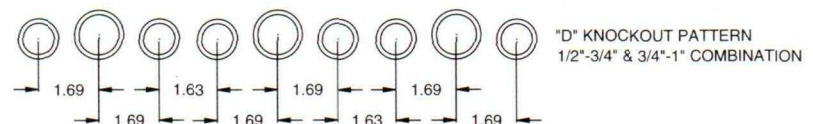
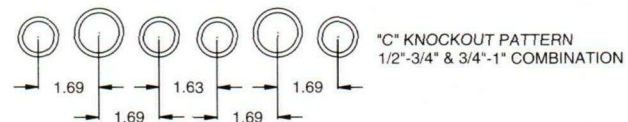
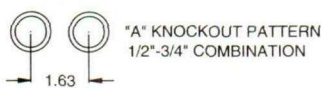
- Special knockouts or knockout arrangements.
- Special materials.
- Special finishes.
- Custom box size or construction.

Industry Standards:

UL 50 Type 1

NEMA Type 1

CUL Type 1



NOTE: REFER TO BOX TABLE FOR APPLICABLE KNOCKOUT PATTERN